

# Tank Installation & Site Preparation


To ensure along trouble free life for your tank please follow the recommended methods of installation. If you should have any queries regarding these or other methods of installation please do not hesitate in calling our office.

## Critical Points to Remember

1. Base of tanks must be supported across its entire area (base support must remain flat at all times). The site must be fully maintained throughout the tanks lifespan.
2. Pipe work should not place any loading on tank wall (flexible coupling is best alternative).
3. Overflow size must equal or exceed inlet size.
4. Tank must be vented to prevent it being subject to pressure or vacuum (leaf strainer or breather must be installed).
5. Tie your tank down upon delivery. PLEASE NOTE: The tank must have 12" length of Flexible Hose as per the diagrams.
6. There must be at least a 100mm gap between the tank and the overflow pipework

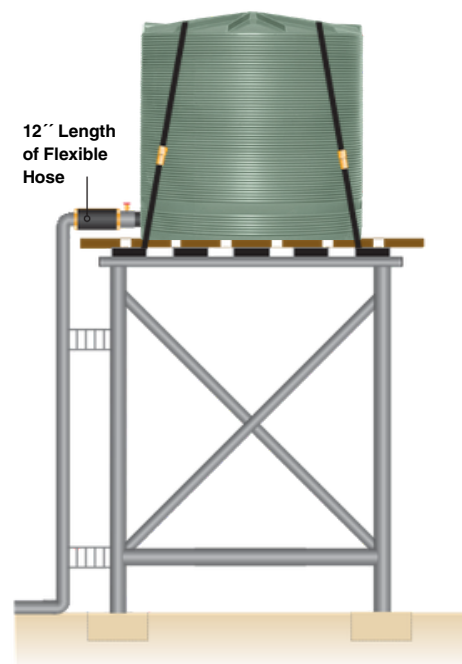
## Preferred Method: Natural Ground

- Smooth level site, free of rock, stone or tree roots, with diameter 600mm (2ft) greater than tank.




## Tankstands

- Stand structure and decking must support full weight (1kg/1 litre of water).
- Timber Decking should have no gaps greater than 1.5" (40mm).
- Tanks should be tied to stand to prevent movement when empty.
- Pipework must be supported on stand with flexible coupling to tank.




## Alternative Method: Sand Base

- 3" (75mm) Sand Base, with Retaining Beam (sprinkle cement on exposed sand).



## Required Method for installation of MO2500: Concrete Base

- Base required to be 3" (75mm) concrete base. Dimensions need to be 100mm larger than the base of the tank on all sides.



# Warranty

Tankworld tanks have a warranty to the original purchaser for a period of Seven years against faulty workmanship or materials provided the following is carried out:

- Do not roll the tank on the flange, Fibre Reinforced Plastic (FRP).
- Tie down tank on delivery.
- Overflow must be piped away from the base.
- If a sand fill base is used, a retaining beam must be provided to stop sand washing away.
- The MO2500 Slimline tank is required to have a 3" (75mm) concrete base. The concrete base must be a minimum of 100mm wider than the outer dimensions of the tank at any given point.
- The number of inlet pipes, their sizes and capacities must equal the number of overflow pipes, their sizes and capacities.
- Correct tank site preparation, as well as preservation is the sole responsibility of the purchaser.
- Do not allow the tank site to deteriorate after installation, due to any form of erosion.
- Tank outlets must not be subjected to any undue force.
- The Warranty is limited to replacement or repair of the tank.
- The warranty is granted to the original purchaser only and is not binding on any heirs or successors in title thereof.
- The manufacturer will not be liable for any consequential losses including loss of profits or damage to property.
- The warranty does not apply to the colour which may fade or change over time.
- The warranty is void and will not be binding upon the manufacturer where any physical abuse, improper installation, unsound base, or unauthorised modifications have occurred to the tank. PLEASE NOTE: The tank must have 12" length of Flexible Hose as per the diagrams.
- The warranty is only binding upon the Manufacturer if notified of the defect or fault within seven (7) days of it occurring and where the manufacturer has been given the opportunity to inspect the tank within twenty-eight days (28) days of such notification.
- The warranty on strainer, outlet, gate valve and overflow is 12 months only.
- Other accessories and products are subject to manufacturers warranties.
- Tanks purchased for the purpose of ambient water storage are restricted to that purpose only. Storage of any other materials in the tank will void this warranty.
- Tankworld truck drivers are employed to deliver water tanks to your property, they are to (where physically possible) place the tanks onto a flat, level, prepared site. They are to cut in an outlet and overflow. Any duties other than the above carried out by the driver at the customer's request is the sole responsibility of that customer, NOT the driver or Tankworld.
- The purchaser acknowledges having fully read and understood the contents of this warranty and agrees to be bound thereby. A docket will be produced upon delivery for you to sign, to acknowledge all of the above. This must be signed and returned within 28 days, or all warranties will be null and void.

## TANKWORLD

P O Box 2475, Sunbury VIC 3429  
P 1800 68 69 70 F 1300 76 96 78  
sales@tankworld.com.au

[www.tankworld.com.au](http://www.tankworld.com.au)